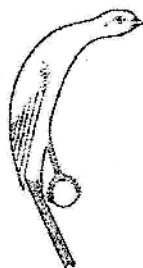


**JAPAN HOSO**  
**DIFETTI PIU' IMPORTANTI**



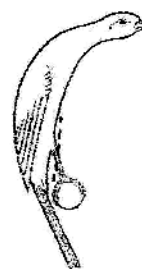
**STANDARD**




**PORTAMENTO  
NON ARCUATO**



**ZAMPE TROPPO  
FLESSE E LARGHE**



**TIBIE NON VISIBILI**



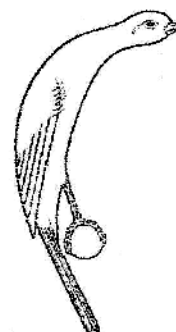
**CORPO TOZZO**



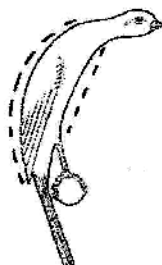
**DORSO PIATTO E LARGO**



**TESTA GROSSA**



**TAGLIA SUPERIORE A 11,5cm**



**COLLO CORTO E TOZZO**



**CODA LARGA**



**SPALLE LARGHE E PIATTE**



**CODA IN LINEA  
CON IL CORPO**