

FIFE FANCY
DIFETTI PIU' IMPORTANTI



STANDARD



PETTO BASSO E SPIGOLOSO




DORSO PIATTO



ADDOME PESANTE




TESTA GROSSA E PIATTA




ALI NON ADERENTI
AL CORPO




NUCA NON EVIDENTE



TAGLIA SUPERIORE A 11cm



PIUMAGGIO SCOMPOSTO
COLORE OPACO



PORTAMENTO
APPIATTITO



CODA LUNGA E APERTA



ZAMPE CORTE SENZA
VEDERE LA TIBIA