
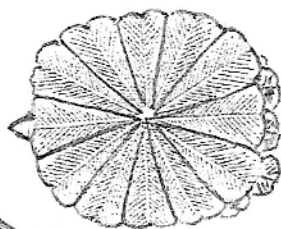


**CREST  
DIFETTI PIU' IMPORTANTI**



**STANDARD**



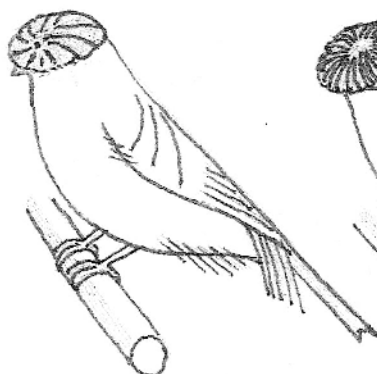
**CIUFFO STRETTO E  
SCOMPOSTO CHE  
LASCIA INTRAVEDERE  
BECCO E OCCHI**




**TESTA TRIANGOLARE  
SENZA SOPRACCIGLI**




**TESTA PICCOLA  
E TONDA  
BECCO GROSSO**



**CIUFFO PIATTO, CORTO  
E NON CENTRATO**




**CIUFFO CON PENNE  
STRETTE E FILOSE**




**DORSO APPIATTITO  
E STRETTO**




**TAGLIA PICCOLA**




**CORPO TOZZO,  
CORTO E SIMILE A  
QUELLO DEL NORWICH**



**PORTAMENTO  
APPIATTITO**



**MANCANZA DI  
MANTELLINA E  
PIUME DI GIALLO  
PIUMAGGIO FILOSO,  
DURO E SCOMPOSTO**



**ZAMPE TROPPO LUNGHE**